



How to throw out “burnable trash”



Yellow

Please make sure to use the “designated yellow trash bag”

*You cannot dispose of trash by placing trash disposal tickets on bags other than the specified trash bag or cardboard boxes.

Rules for sorting and disposal of trash



- 1 Place trash at the designated collection spot no later than 8:30 a.m. on the collection day of burnable trash
- 2 Properly sort trash
- 3 Tie the ends of the bags
- 4 Write the city block name (apartment name), etc. on the trash bag with magic markers, etc.

Large size (45L)	Medium size (20L)	Small size (10L)
(1 set/ 10 bags)	(1 set/ 10 bags)	(1 set/ 10 bags)
Sold for ¥150 (tax incl.)	Sold for ¥120 (tax incl.)	Sold for ¥100 (tax incl.)
1 bag for ¥15	1 bag for ¥12	1 bag for ¥10



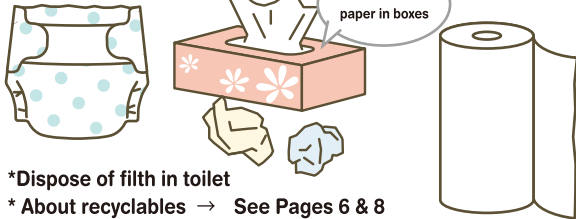
Please purchase the designated trash disposal ticket for trash bags at stores with this sticker.

Supermarkets/ home centers (DIY stores)/ drugstores/ convenience stores/ private stores, etc.

*As of April 1, 2017

Papers

- Tissue paper/ kitchen paper/ wipes/ paper diaper



*Dispose of filth in toilet

* About recyclables → See Pages 6 & 8

Kitchen waste (food waste)



*Squeeze kitchen waste bags before throwing out

Deciduous leaves, natural flowers, grass



*Remove dirt
Only household trash


Rubber products

- Rubber hose, etc.
- *Cut into 50cm sizes or smaller



Plastic products

- Cassette tape/ video tape/ CD/ plastic washbowl/ plastic fork, spoon/ writing materials/ toys



We now sort plastic containers and packages!
→Page 2




*Make sure to dispose of cassette tapes and video tapes as burnable trash



Dirty or torn clothing, dust cloth

*Recyclable cloth material →Page 6



Sneakers, leather shoes, boots, etc.



*Please divide into several times when disposing large amounts of deciduous leaves or clothing at once.

Contact

Trash Collection Division ☎ 055-241-4313