

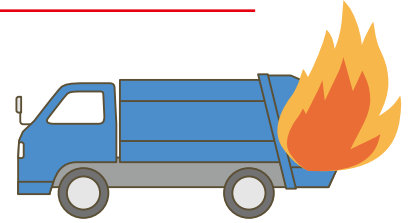


How to throw out "flammable/ignitable trash"



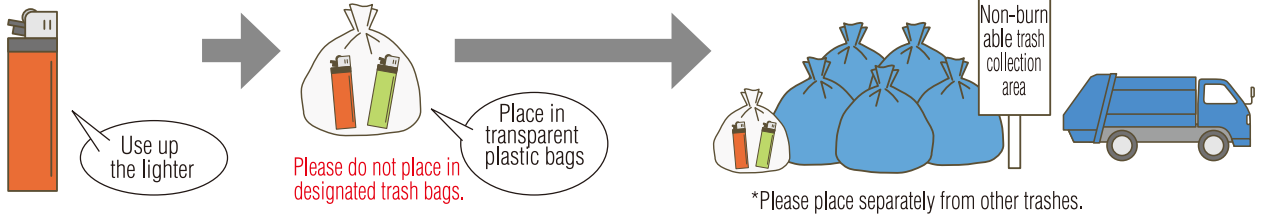
There have been many fire incidents on trash collection vehicles and at trash disposal facilities!

If lighters, cassette gas cylinders, or spray cans still containing flammable gas are placed in collection vehicles, the gas fills in the vehicle, and fire may be caused due to sparks resulting from the friction of metals. Please make sure to follow the rules for correct disposal in order to avoid fire accidents.



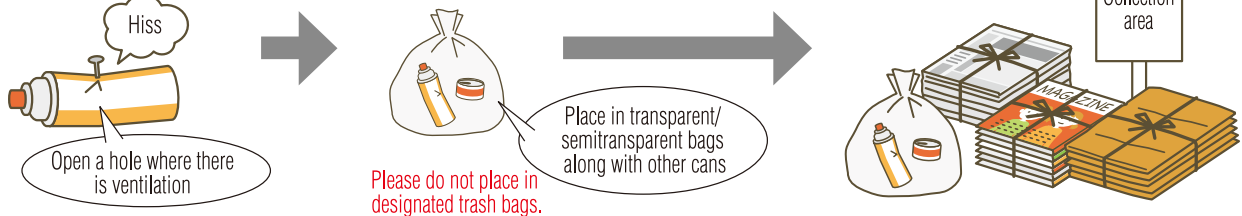
Lighters (gas/ oil)

As a rule, please completely use up lighters, place in transparent plastic bags, and place in the corner of the trash collection area **on the day for non-burnable trash.** (*This also applies for lighters that could not be used up.)

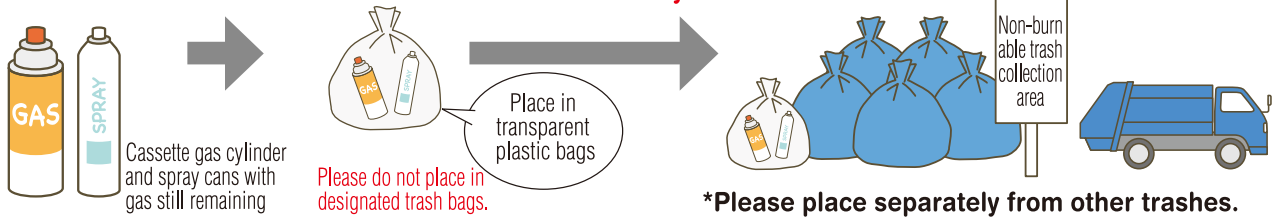


Cassette gas cylinder/ spray cans

As a rule, please use up the gas, open a hole where there is ventilation, and dispose of together with other cans **on the collection day of recyclable or valuable materials.**

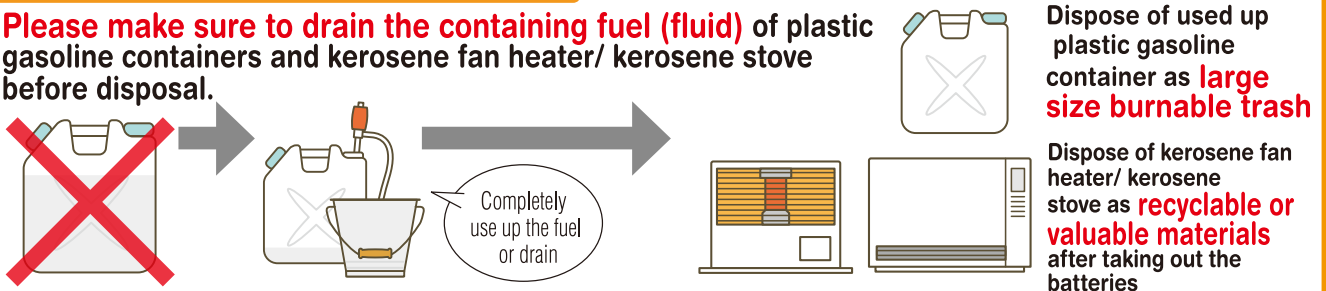


Cannot open a hole in the can/ gas still remaining Please place in the corner of the collection area **on the day of non-burnable trash.**



Items containing fuel

Please make sure to drain the containing fuel (fluid) of plastic gasoline containers and kerosene fan heater/ kerosene stove before disposal.



Contact **Trash Collection Division ☎ 055-241-4313** **Division of Trash Reduction ☎ 055-241-4327**

Burnable trash

Plastic containers and packages

Non-burnable trash

Over-size trash that don't fit in bags

Flammable/ Ignitable trash

Recyclable materials (news/papers, valuables)

Paper/ paper cartons/ clothing material

Metal/ cans/ plastic bottles/ white food trays

Mixed paper

How to bring household trash to garbage disposal facilities

Items that are not collected as they are non-disposable

Other efforts for reducing trash

What to do when a dog or cat dies