

Kofu City

Garbage Sorting & Disposal Guide



Let's work
together to reduce
garbage in Kofu!



Contents



Burnable trash
Page 1



Plastic containers
and packages
Page 2



Non-burnable
trash
Page 3



Oversize trash that
don't fit in bags
(Burnable large size trash,
non-burnable large size trash, futon, carpets)
Page 4



Flammable/Ignitable
trash
Page 5



Recyclable
materials
(Recyclables/ valuables)

Paper/ paper cartons/
clothing material
Page 6

Metals/ cans/ plastic bottles/
white food trays
Page 7



Mixed paper
Page 8



How to bring household
trash to garbage disposal
facilities
Page 9



Items that are not
collected as they
are non-disposable
Page 10-



Other efforts for
reducing trash
Page 12-



What to do when
a dog or cat dies
Page 14-

Let's reduce and make use of trash to create a "recycling-oriented society"!



3R is a term used for the effective use of limited resources in order to build a sustainable recycling-oriented society. Please cooperate with properly sorting trash, collecting materials that can be recycled and reused, collecting valuables, and dispose of mixed paper as well as plastic containers or packages. The system of recycling can be completed by recreating these wastes into new products and purchasing/ using them.

Let's work together on realizing 3R



Reduce

Don't buy or use items that will produce trash, and don't waste

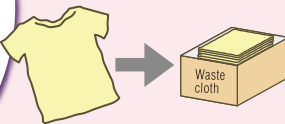
- Bring your own shopping bags
- Buy refillable products
- Turn down excessive packaging
- Don't buy more food than you need



Reuse

Repeatedly use, the reuse again

- Give to people or sell at flea markets and second hand stores
- Choose returnable containers that can be reused
- Reuse unnecessary clothing as cloth for dusting and wiping



Recycle

Breaking down trash into raw materials and reusing them for other products

- Sort recyclable trash into recyclables/valuables, mixed paper, plastic containers/ packaging, etc.
- Use kitchen trash as compost
- Try to purchase products that are recycled from materials such as paper or plastic bottles

Do you know

what happens to recyclables?

Sorted and collected recyclables are reused.

Cans

Recycle treatment

Reused as ironware and aluminum cans

Plastic bottles

Recycle treatment

Reused for textiles and office supplies

Glass bottles

Recycle treatment

Reused as new bottles

Used batteries

Recycle treatment

Reused as materials for iron/ zinc

Mixed paper

Recycle treatment

Reused as toilet paper

Plastic containers and packaging

Recycle treatment

Reused as plastic products and synthesis gas

We ask for your cooperation with sorting trash.

Trash collection dates vary according to districts.

Please confirm trash collection schedules on the schedule according to districts available on the city homepage. (The schedule according districts can be found at the city hall, administration office centers, and environmental centers.)



How to throw out “burnable trash”



Yellow

Please make sure to use the “designated yellow trash bag”

*You cannot dispose of trash by placing trash disposal tickets on bags other than the specified trash bag or cardboard boxes.

Rules for sorting and disposal of trash



- 1 Place trash at the designated collection spot no later than 8:30 a.m. on the collection day of burnable trash
- 2 Properly sort trash
- 3 Tie the ends of the bags
- 4 Write the city block name (apartment name), etc. on the trash bag with magic markers, etc.

| Large size (45L) | Medium size (20L) | Small size (10L) |
|---------------------------|---------------------------|---------------------------|
| (1 set/ 10 bags) | (1 set/ 10 bags) | (1 set/ 10 bags) |
| Sold for ¥150 (tax incl.) | Sold for ¥120 (tax incl.) | Sold for ¥100 (tax incl.) |
| 1 bag for ¥15 | 1 bag for ¥12 | 1 bag for ¥10 |



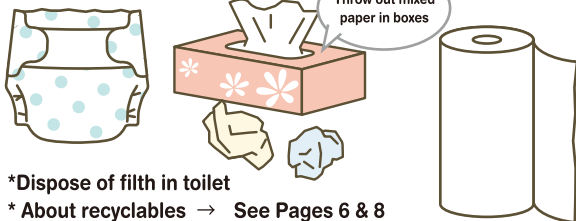
Please purchase the designated trash disposal ticket for trash bags at stores with this sticker.

Supermarkets/ home centers (DIY stores)/ drugstores/ convenience stores/ private stores, etc.

*As of April 1, 2017

Papers

- Tissue paper/ kitchen paper/ wipes/ paper diaper



Throw out mixed paper in boxes

*Dispose of filth in toilet

* About recyclables → See Pages 6 & 8

Kitchen waste (food waste)



Squeeze!

*Squeeze kitchen waste bags before throwing out

Deciduous leaves, natural flowers, grass



*Remove dirt Only household trash


Rubber products

- Rubber hose, etc.
- *Cut into 50cm sizes or smaller



Plastic products

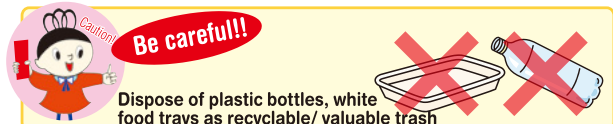
- Cassette tape/ video tape/ CD/ plastic washbowl/ plastic fork, spoon/ writing materials/ toys



We now sort plastic containers and packages! →Page 2




*Make sure to dispose of cassette tapes and video tapes as burnable trash



Dispose of plastic bottles, white food trays as recyclable/ valuable trash

Dirty or torn clothing, dust cloth

*Recyclable cloth material →Page 6



Sneakers, leather shoes, boots, etc.



*Please divide into several times when disposing large amounts of deciduous leaves or clothing at once.

Contact

Trash Collection Division ☎ 241-4313



Burnable trash

Plastic containers and packages

Non-burnable trash

Oversize trash that don't fit in bags

Flammable/ Ignitable trash

Recyclable materials (metal/cans/ beverage/ valuable)

Paper/ paper cartons/ clothing material

Metal/ cans/ plastic bottles/ white food trays

Mixed paper

How to bring household trash to garbage disposal facilities

Items that are not collected as they are non-disposable

Other efforts for reducing trash

What to do when a dog or cat dies

Started from December 2016!

How to throw out “plastic containers and packages”



Plastic containers and packages are also important resources!



Please dispose of in transparent/ semitransparent plastic bags.

Transparent/ semitransparent disposable shopping bags are also acceptable.

*Plastic containers/ packages cannot be disposed of in bags for burnable trash (yellow) or non-burnable trash (sky blue).
*If possible, please dispose of in large bags since they can be easily blown away by winds.

Rules for sorting and disposal of trash

1 Place trash at the same collection spot for “burnable trash” no later than 8:30 a.m. on every Saturday

2 Properly sort trash

3 Tie the ends of the bags


*Small bags should not be placed altogether in one large bag

What are plastic containers and packages?

- Containers or packages that become unnecessary after taking out or eating the containing product
- Wrappings of containers or packages



Items with this logo



Transparent/ Semitransparent


Disposable items

● **Cups**
*Empty the cup, quickly rinse and drain if dirty!



Instant noodle cups, plastic cup containers for puddings and yoghurt, etc.

● **Bags** *Empty the bags!



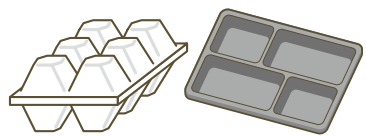
Plastic packaging containing bread, rice, sweets, frozen food products, and disposable shopping bags, etc.

● **Bottles** *Rinse and drain the bottles!



Plastic bottle containers for shampoo, conditioner, detergent, fermented milk beverages such as Yakult, or Calpico, etc.

● **Packages/ colored plastic trays**




Plastic packages/ colored trays for eggs, tofu, sashimi (raw fish), deli, etc.

● **Lids/ labels/ wrapping films**



Container lids, labels on plastic bottles, and wrapping films, etc.

● **Cushion materials**



Styrofoam packing materials, bubble wraps, etc.

Be careful!!

Dispose of “plastic bottles” and “white food trays” as **recyclable/ valuables** the same as always

Dispose of “plastic bottle caps” in the **collecting box**

*These are also collected as plastic containers and packages. →Page 7

*You can leave labels or stickers that cannot be taken off easily.

Non-disposable items

Be careful!!

● Toys
● Plastic washbasin
● Plastic forks/ spoons
● Stationeries

Dispose as **burnable trash**.

● Tubes
● Containers for cooking oil, margarine, etc.
● Retort pouches

Items that cannot be cleaned easily can be disposed of as **burnable trash**.

*Clean items are disposed of as plastic containers and packages.

● Plastic wardrobe boxes
Plastic containers for water or gas

Dangerous items

● Razor
Wrap in cloth/ newspaper and place in designated trash bags

● Disposable lighters
Use up the lighter fluid and place in the corner of the trash collection area.

Dispose as **non-burnable trash**

Hospital wastes

● Injection needle
● Syringe

Return to your visiting medical institution or an appropriate agent

Contact Division of Trash Reduction ☎ **241-4327**



How to throw out “non-burnable trash”



Sky Bblue

Please make sure to use the “designated sky blue trash bag.”
*You cannot dispose of trash by placing waste disposal tickets on bags other than the designated trash bag or cardboard boxes.

Rules for sorting and disposal of trash

- 1 Place trash at the designated collection spot no later than 8:30 a.m. on the collection day of non-burnable trash
- 2 Properly sort trash
- 3 Tie the ends of the bags
- 4 Write the city block name (apartment name), etc. on the trash bag with magic markers, etc.

Please do not take home papers, bottles, and metals that have been thrown out at trash collection areas

| Large size (45L) | Medium size (20L) | Small size (10L) |
|----------------------------------|----------------------------------|----------------------------------|
| (1 set/ 10 bags) | (1 set/ 10 bags) | (1 set/ 10 bags) |
| Sold for ¥150 (tax incl.) | Sold for ¥120 (tax incl.) | Sold for ¥100 (tax incl.) |
| 1 bag for ¥15 | 1 bag for ¥12 | 1 bag for ¥10 |

甲府市 指定ごみ袋 燃えないごみ用
Please purchase the designated trash disposal ticket for trash bags at stores with this sticker.


登録販売店

Supermarkets/ home centers (DIY stores)/ drugstores/ convenience stores/ private stores, etc.

*As of April 1, 2017

Glass/ porcelain


- Plate glass, glasses, mirrors, flowerpots, porcelain bowls, plates, vases



*Reuse/ recycle of porcelain tableware → Page 13

Aluminum materials

- Aluminum foil, aluminum cooking range hood, aluminum containers for udon, etc.



Others

- Electric light stand, clock, eyeglasses, lighter, hairdryer, pot, radio cassette recorder, calculator, camera, telephone, video player, helmet, vacuum cleaner, kitchen knife, razor, knife, etc.



*Collection of used small household electrical appliances → Page 12

Broken or sharp materials

Wrap in cloth or newspaper → Place in the designated trash bag

Lighters (gas/ oil) Details → Page 5

Use up the lighter → Place in a transparent plastic bag

Electrical equipment that use battery

Take out the batteries and dispose of as **non-burnable trash**

Make sure to take out the batteries

- Manganese battery
- Alkaline battery
- Button battery
- Lithium battery
- Rechargeable battery

Recyclables or valuables → Page 7

Please use collection boxes placed at electronic stores, etc.

Contact **Trash Collection Division** ☎ **241-4313**

Burnable trash

Plastic containers and packages

Non-burnable trash

Over-size trash that don't fit in bags

Flammable/ Ignitable trash

Recyclable materials (metals/valuable)

Paper/ paper cartons/ clothing material

Metals/ cans/ plastic bottles/ white food trays

Mixed paper

How to bring household trash to garbage disposal facilities

Items that are not collected as they are non-disposable

Other efforts for reducing trash

What to do when a dog or cat dies