



# How to throw out “oversize trash that don’t fit in bags”

**Please make sure to place the “waste disposal ticket” on the item.**

Please do not place trash inside drawers of clothes cases or chests.



Blue

\*The waste disposal ticket of Kofu City is made to rip so easily that it cannot be reused once after it is placed on a bag.

Rules for sorting and disposal of trash



- 1 Place trash at the designated collection spot no later than 8:30 a.m. on the collection day of non-burnable trash
- 2 Sort into oversize burnable trash/ oversize non-burnable trash/ Futon materials, etc.
- 3 Place the waste disposal ticket on the item (1 ticket per item)

Size 75mm×140mm

(1 ticket)

Price ¥15 (tax incl.)

\*As of April 1, 2017



Please purchase the designated trash disposal ticket for trash bags at stores with this sticker.

Supermarkets/ home centers (DIY stores)/ drugstores/ convenience stores/ private stores, etc.

In some cases garbage disposal tickets may not be shown. Please enquire at a store for more information.


## Oversize burnable trash (trash that don't fit in designated trash bags)

● Travel suitcases, bed (wooden), door (wooden), sliding door, shoji (paper sliding door, wooden), small sized chest, wooden desk, kotatsu (table over an electric heater), kotatsu tabletop, wooden cupboard, golf bag, skis, blue sheeting, tree branches, etc.




## Oversize non-burnable trash (trash that don't fit in designated trash bags)

● Sofa, guitar, accordion curtain, stereo, electric fan, chairs, etc.



## Futon/ carpets

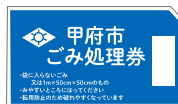
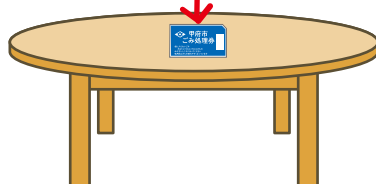
● Futon, carpet, pillow, cushion, electric heating blanket, mattress, etc.



\*Dispose of pillows smaller than 50cm as burnable trash

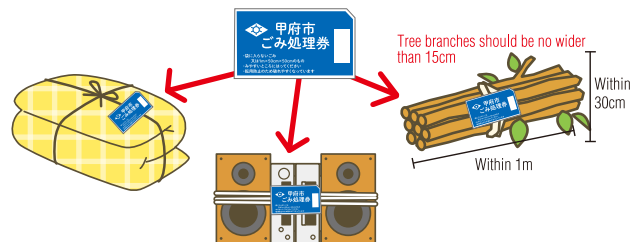
**Please place one waste disposal ticket where easily visible per item.**

Please do not place trash inside drawers of clothes cases or chests.



## How to dispose of items that can be made into a set

Bundle materials in pairs into a shape easily to be carried. Use one ticket per pair. \*Please cut a pair of tree branches into sizes no bigger than 1m x 30cm.



Contact

Trash Collection Division ☎ 241-4313



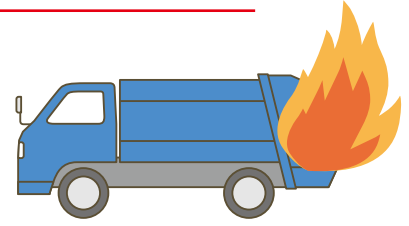
# How to throw out "flammable/ignitable trash"

Be careful!!



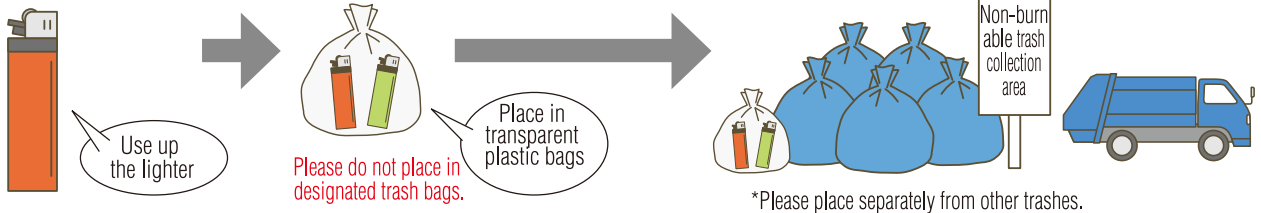
**There have been many fire incidents on trash collection vehicles and at trash disposal facilities!**

If lighters, cassette gas cylinders, or spray cans still containing flammable gas are placed in collection vehicles, the gas fills in the vehicle, and fire may be caused due to sparks resulting from the friction of metals. Please make sure to follow the rules for correct disposal in order to avoid fire accidents.



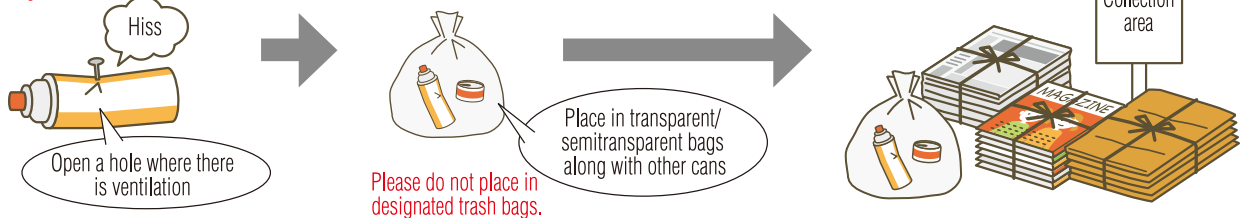
## Lighters (gas/ oil)

As a rule, please completely use up lighters, place in transparent plastic bags, and place in the corner of the trash collection area **on the day for non-burnable trash.** (\*This also applies for lighters that could not be used up.)

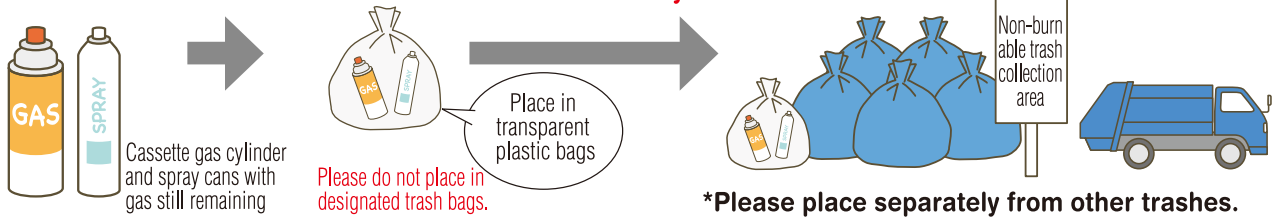


## Cassette gas cylinder/ spray cans

As a rule, please use up the gas, open a hole where there is ventilation, and dispose of together with other cans **on the collection day of recyclable or valuable materials.**

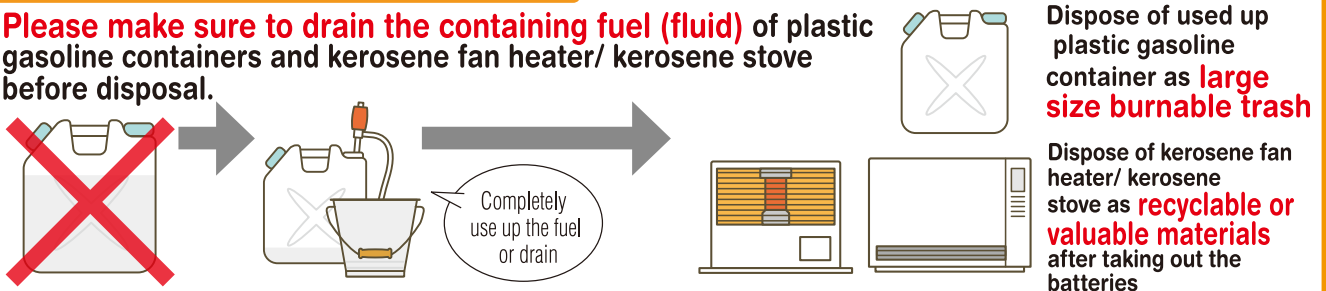


**Cannot open a hole in the can/ gas still remaining** Please place in the corner of the collection area **on the day of non-burnable trash.**



## Items containing fuel

**Please make sure to drain the containing fuel (fluid) of plastic gasoline containers and kerosene fan heater/ kerosene stove before disposal.**



Contact Trash Collection Division ☎ 241-4313 Division of Trash Reduction ☎ 241-4327

Burnable trash

Plastic containers and packages

Non-burnable trash

Over-size trash that don't fit in bags

Flammable/ Ignitable trash

Recyclable materials (news/paper, valuables)

Paper/ paper cartons/ clothing material

Metal/ cans/ plastic bottles/ white food trays

Mixed paper

How to bring household trash to garbage disposal facilities

Items that are not collected as they are non-disposable

Other efforts for reducing trash

What to do when a dog or cat dies



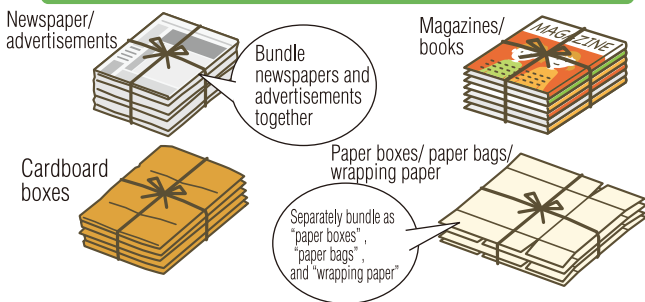
# How to throw out "recyclables and valuables"

**Recyclables (recyclable or valuable materials/ mixed paper) do not need to be disposed of in designated trash bags**

- 1 Place at the trash collection area no later than 8:30 a.m. on the day of collection (time differs for collection of valuables)**
- 2 Place separately clothing materials, cans, bottles, and plastic bottles in transparent/ semitransparent bags**
  - Disposable items for recyclable materials and valuables are the same. Recyclable materials are collected by the city, and valuables are mainly collected by the local district association.
  - Valuables are voluntarily collected according to groups, and so some residential districts may not be collecting. Please confirm with your local district association or apartment regarding the collection area and time.
- 3 Place recyclable materials in the designated collection area of that day (the same as non-burnable trash)**

\*Please do not take home papers, bottles, and metals that have been thrown out at trash collection areas

## Papers




## Paper cartons



\*If there are any materials other than paper attached such as strings or vinyl, please dispose of as mixed paper.  
 \*Please place in transparent/ semitransparent bags on raining days to prevent from getting wet.

## Clothing material



\*Please place in transparent/ semitransparent bags to keep clean.



### How to throw out clothing materials

Clothing materials are mainly exported overseas, then reused as second hand clothing or industrial waste cloth. For this reason, we ask that you place them in transparent/ semitransparent bags to keep them clean and prevent them from getting wet.

#### Disposable items

Mostly all clothing materials used in standard households can be disposed of. Please make sure to wash them before disposal.



- Jacket, t-shirt, sweater, suits, blouse, etc.
- Trousers, skirt ● underwear ● curtains
- Blankets, towels, bed sheets ● socks (only in pairs)

\*Children's clothes, leather clothing, kimono, sweat shirt, scarves, and futon covers are also disposable.

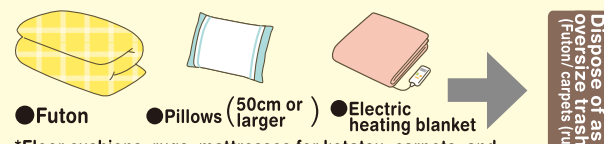
Please also give to people, sell at flea markets or recycle stores.

#### Non-disposable items



Dispose of as burnable trash

\*Shoes, toilet seat covers, vinyl raincoat, hats, gloves, bags, and neckties are also non-disposable.



Dispose of as oversize trash (Futon/ carpets (rugs))

\*Floor cushions, rugs, mattresses for kotatsu, carpets, and door or bath mats are also non-disposable.

Contact

Division of Trash Reduction ☎ 241-4327

Burnable trash  
 Plastic containers and packages  
 Non-burnable trash  
 Oversize trash that don't fit in bags  
 Flammable/ Ignitable trash  
 Recyclable materials (Recyclables/valuables)  
 Paper/ paper cartons/ Clothing material  
 Metals/ cans/ plastic bottles/ White food trays  
 Mixed paper  
 How to bring household trash to garbage disposal facilities  
 Items that are not collected as they are non-disposable  
 Other efforts for reducing trash  
 What to do when a dog or cat dies


## Metals




Aluminum cans



Steel cans



\*Separate aluminum cans and steel cans, and dispose of them in transparent/ semitransparent bags, respectively.



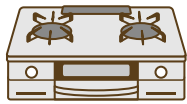
Kettle/ pots

Please attach a slip stating "waste ( 廃棄 )" on the basket, etc.

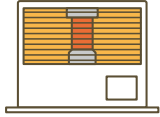
Bicycle

Golf clubs

\*Dispose of carbon items as non-burnable large size trash.




Gas cooker



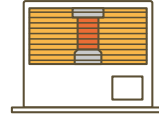
Kerosene stove



Kerosene fan heater



Hot water heater



\*Please make sure to take out batteries and drain fuel.

Make sure to take out batteries and drain fuel

## Bottles



Sake bottles



Beer bottles



Wine/ drink bottles



Condiment bottles



Remove the lid or cap and wash inside

Please dispose of metal caps together with cans.



\*Please dispose of in transparent/ semitransparent bags.

Dispose of glass kitchenware, plate glass, heat-resisting glass, crystal glass as **non-burnable trash**

## Plastic bottles



PET

Bottles with this logo



Remove the cap and wash inside



Remove the cap and labels

Removed caps will be collected from the collection location of valuables and waste cooking oil as plastic containers and packages.  
\*Please dispose of labels as plastic containers and packaging.

Crush



\*Please dispose of in transparent/ semitransparent bags.

Please dispose of colored bottles and bottles with plastic handles as **burnable trash**.

## White food trays



PS


Trays with this logo



Only white Styrofoam trays used for food



Wash and dry



\*Please dispose of in transparent/ semitransparent bags.

**Be careful!!**  
Please dispose of colored, patterned, or packaging trays, and Styrofoam as **plastic containers and packages**.

## Reusable harmful materials

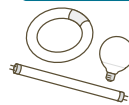
### Batteries (manganese/ alkaline batteries)



Please place in transparent bags and keep separately from other trashes in the corner of the collection area.  
\*External bags of designated trash bags can also be used.

**Other batteries** Please use collection boxes placed at electronic stores, etc. for other batteries such as button batteries, lithium batteries, and rechargeable batteries (secondary batteries).

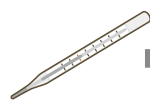
### Fluorescent light/ fluorescent tube/ bulb type fluorescent light



Place in boxes it came in at the time of purchase

\*Dispose of LED and incandescent lamps as **non-burnable trash**

### Clinical thermometer/ blood pressure manometer/ thermometer (using mercury)



Please place in transparent vinyl/ plastic bags and keep in the corner of collection areas.


\*Dispose of those not using mercury as **non-burnable trash**

Contact

Division of Trash Reduction ☎ 241-4327



# How to throw out recyclable "mixed paper"



Paper bag

**Please dispose of in paper bags or 45L or larger transparent/ semitransparent plastic bags**

**\*Please do not throw out in cardboard boxes/ plastic shopping bags**



- 1 Place at the "burnable trash" collection area no later than 8:30 a.m. every Wednesday
- 2 Properly sort
- 3 Close the bags using tape or with staples
- 4 Dispose of in 45L or larger transparent/ semitransparent bags and try to avoid from getting wet on rainy days


**\*Please do not throw out in cardboard boxes/ plastic shopping bags**



45 Liters  
Transparent/  
semitransparent  
Tie the handles  
of the bag

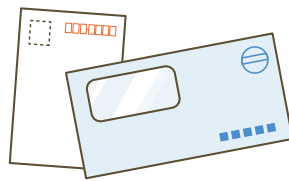
## Disposable items

Receipts/ memo slips/ payment slips, etc.  
(heat sensitive paper/ carbon paper)




If papers have personal information such as addresses or names, cross out with magic markers or rip them before disposing

Postcards/ envelopes  
(windowed envelopes accepted)




If papers have personal information such as addresses or names, cross out with magic markers or rip them before disposing

Paper boxes/ paper bags/ wrapping paper

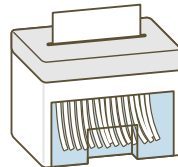


Items with plastic or cloth handles, vinyl, or metals attached

Paper file/ calendar



Shredded paper



Juice cartons



Dispose of as recyclable or valuable if the interior is not coated with aluminum

- Items with materials apart from paper attached (staples, scotch tape, metals, etc.) can also be disposed of.
- Please dispose of newspapers, magazines, cardboard boxes, and paper packages as recyclable/ valuables.

**\*Please dispose of dirty or unhygienic items as burnable trash!**

## Non-disposable items

**Be careful!!**



Tissue paper  
(Throw out mixed paper in boxes)



kitchen paper



wipes



paper diaper




Tracing paper  
(semitransparent paper such as those for drafting)



Plastic stickers



Molded pulp for eggs and fruits



Aluminum foil



Others  
Oil paper,  
photograph  
mount, etc.

- Thermal foaming coated paper
- Dyed printing paper/ sublimation transfer paper (iron printing paper, etc.)

Contact

Division of Trash Reduction ☎ 241-4327